



Exploring Primary Performance Data in 2023

7th December 2023

Brought to you with the support of Smoothwall

Smoothwall is part of Qoria, supporting 25,000 schools across the globe towards better student digital safety and wellbeing.

We are **here to help Governors** understand their KCSIE responsibilities when it comes to digital safety and wellbeing.

Scan the QR code to read our whitepaper:
[A Governor's Guide to Digital Monitoring](#)



smoothwall[®]
by Qoria





Steve Barker

www.bettergovernor.co.uk

better  governor

**What you need to
know, when you
need to know it.**

Aims of this session:



to explore what and how pupil performance data for primary schools will be published in 2023;



to clarify how primary school data is viewed by Ofsted and others, and how it should be considered by governors:



to reflect on how governance should ensure that scrutiny of data informs their strategic overview of their school.



**GOVERNORS
FOR SCHOOLS**



What is performance data?

Data that measures the achievements of pupils in each state-funded primary school in England

www.gov.uk

What performance data is out there?

Find and check the performance of schools and colleges in England

Search for
you, and

School's Performance

We are very proud of the learning and teaching that happens in our school. We have always been an inclusive school, working hard to ensure that all children get the right provision and flourish. Our results for 2023 KS2 are from an exceptional cohort of children with varying needs and we are proud of the progress this cohort has made with their readiness to leave our school and go on to the next phase of their education.

There are many measures for how children progress and we celebrate when children show each other *respect, kindness and honesty*. We ask that they *trust* each other and themselves. We enable children to develop *resilience* and take *responsibility* for their actions.

End of Key Stage Two					Average Progress (National is 0)	Average Scaled Score	
SATs results 2022						Thorpe	National
Sats results 2023							
Subject	EXP & GD %		GD %				
	School	National	School	National			
M	71	71	16	NA	-2.78	102.4	103.8
	38		25				
R	83	74	21	NA	-0.08	106.5	104.8
	46		17				

National statistics announcement

Primary school performance tables: 2022

Information on the achievements of pupils in each state-funded primary school in England.

From: [Department for Education](#)

Published 11 October 2021

Last updated 20 January 2022 — [See all updates](#)



GOVERNORS
FOR SCHOOLS

2023 Primary School Performance Data



Primary school accountability in 2023: technical guide

A technical guide for primary maintained schools, academies and free schools

September 2023

We will publish primary assessment data at school level on the performance measures website for academic year 2022/23 in December 2023. This will be the first time we have published school level KS2 performance measures since 2019. We intend to present the 2022/23 performance measures in a broadly similar way to prior to the pandemic, for example, with comparison tables for schools, local authorities, and multi-academy trusts.

For 2022/23, all headline measures will remain the same. The following existing additional measures will remain as additional measures but will be available on a school's page, moving from the download data:

- Percentage of pupils reaching the expected standard in grammar, punctuation and spelling (GPS)
- Percentage of pupils achieving a higher standard in GPS.



National Data (2022)

Headline facts and figures - 2021/22

Percentage of pupils meeting the expected standard in reading, writing and maths (combined)

59%

down from 65% in 2019

Percentage of pupils reaching the higher standard in reading, writing and maths (combined)

7%

down from 11% in 2019

Disadvantage gap index

3.23

Up from 2.91 in 2019

Percentage of pupils meeting the expected standard in reading

75%

up from 73% in 2019

Percentage of pupils meeting the expected standard in writing TA

69%

down from 78% in 2019

Percentage of pupils meeting the expected standard in maths

71%

down from 79% in 2019



**GOVERNORS
FOR SCHOOLS**

The data we have:

GOV.UK Compare school and college performance in England
Search Download Guidance Publication timetable

BETA Could we improve this service? Your [feedback](#) will help.

Search for schools, colleges and multi-academy trusts

You can search for schools, colleges and multi-academy trusts in England and check their performance.

[What information can I find here?](#)

Find a school or college [Find a multi-academy trust](#)

- Name or reference number
- Location
- Local authority
- Parliamentary constituency

Data tables

- [All schools and colleges in England](#)
- [Download data for all of England or a local authority \(1991-2022\)](#)

Related services

- [Statistics at DfE](#)
- [Explore education statistics](#)

The data we have

GOV.UK Compare school and college performance in England
Search Download Guidance Publication timetable

BETA Could we improve this service? Your [feedback](#) will help.

Search for schools, colleges and multi-academy trusts

You can search for schools, colleges and multi-academy trusts in England and check their performance.

[What information can I find here?](#)

Find a school or college [Find a multi-academy trust](#)

- Name or reference number
- Location
- Local authority
- Parliamentary constituency

Data tables

- [All schools and colleges in England](#)
- [Download data for all of England or a local authority \(1991-2022\)](#)

Related services

- [Statistics at DfE](#)
- [Explore education statistics](#)

GOV.UK

Home > Education and learning > School admissions and transport to school

Find and check the performance of schools and colleges in England

Search for primary, secondary and special needs schools and colleges near you, and check their performance.

BETA Could we improve this service? Your [feedback](#) will help.

Search

Community school ?

Five Elms Primary School

Ages 3 to 11 • Mixed gender

Wood Lane, Dagenham, RM9 5TB [Show map](#)

Ofsted rating **2** Good [Ofsted report](#) ?

Inspected 06 Oct 2022

[School website](#)

[Show more school details](#)

Share this page

Twitter

Facebook


Email

LinkedIn

Primary

No primary test or assessment data has been published for 2020, 2021 or 2022. Data for 2023 will be published in December. You can view the final 2019 data however this data may no longer reflect a school's current performance.

View

Community school 

Five Elms Primary School

Ages 3 to 11 • Mixed gender

Share this page



Primary



2019 data may no longer reflect a school's current performance. [More info](#)


No primary test or assessment data has been published for 2020, 2021 or 2022.

[▶ About these results](#)


Progress score in reading, writing and maths

The academic progress that pupils make from the end of key stage 1 to the end of key stage 2.


Reading

Banding	AVERAGE
Score	-0.9
Confidence interval 	-2.3 to 0.5

Writing

Banding	AVERAGE
Score	-0.6
Confidence interval 	-1.9 to 0.6

Maths

Banding	ABOVE AVERAGE
Score	1.8
Confidence interval 	0.6 to 3.0



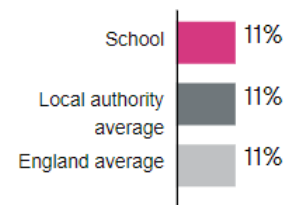
**GOVERNORS
FOR SCHOOLS**

KS2 SATs performance:

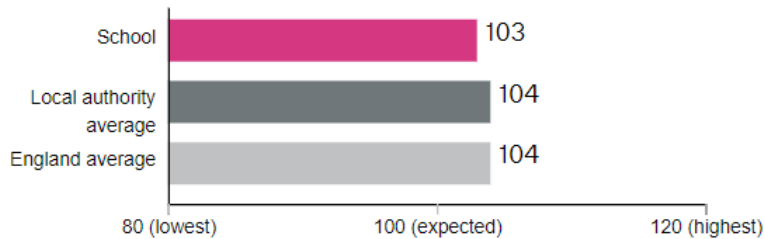
Pupils meeting expected standard in reading, writing and maths ?



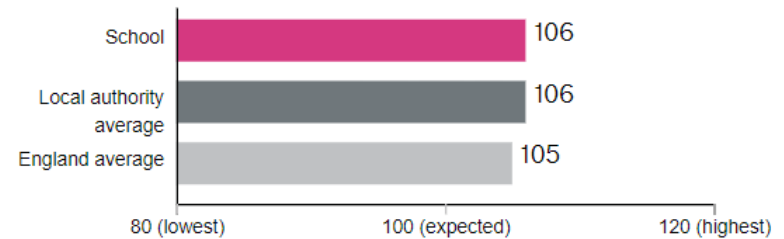
Pupils achieving at a higher standard in reading, writing and maths ?



Average score in reading ?



Average score in maths ?



Pupil characteristics:

Community school 

Five Elms Primary School

Ages 3 to 11 • Mixed gender

Share this page



Twitter



Facebook



Email



LinkedIn

Results by pupil characteristics

[Open all](#)

Disadvantaged pupils

+

Prior attainment

+

English as an additional language (EAL)

+

Girls and boys

+

Non-mobile pupils

+



**GOVERNORS
FOR SCHOOLS**

Results by pupil characteristics

[Open all](#)

Disadvantaged pupils

+

Prior attainment

+

English as an additional language (EAL)

+

Girls and boys

-

	All pupils	Girls	Boys
Number of pupils at the end of key stage 2	84	39	45
Progress score in reading (confidence interval)	-0.9 (-2.3 to 0.5)	0.0 (-2.0 to 2.0)	-1.7 (-3.6 to 0.2)
Progress score in writing (confidence interval)	-0.6 (-1.9 to 0.6)	-0.1 (-1.9 to 1.8)	-1.2 (-2.9 to 0.6)
Progress score in maths (confidence interval)	1.8 (0.6 to 3.0)	1.2 (-0.5 to 3.0)	2.4 (0.7 to 4.0)
Percentage of pupils meeting the expected standard in reading, writing and maths	63%	69%	58%
Percentage of pupils achieving at a higher standard in reading, writing and maths	11%	10%	11%

The role of governance



Governance handbook

Academy trusts and maintained schools

October 2020

3.3 Accountability for educational performance

16. Effective boards hold their executive leaders to account for improving pupil and staff performance by asking the right questions. It is essential that boards use, and are familiar with, specific data about their school(s) to help inform these questions. This might include asking the following relevant questions:
- Which groups of pupils are the highest and lowest performing, and why? Do school leaders have credible plans for addressing underperformance or less than expected progress? How will we know that things are improving?
 - How is the school going to raise standards for all children, including the most and least able, those with special educational needs, those receiving free school meals and those who are more broadly disadvantaged, boys



**GOVERNORS
FOR SCHOOLS**

Specific data about your schools:

- prior attainment (EYFS and Key Stage);
- EYFS, SATs and Teacher Assessment outcomes (2023);
- Contextual factors:
 - gender split;
 - SEND;
 - disadvantaged;
 - others?
- LA data?

What lies behind the data:

- individual stories;
- illness is still a factor;
- anxiety & mental health concerns;
- attendance;
- staffing issues (illness, retention, recruitment etc)

Final thought!

Never say data
is interesting!
.....say it's
useful!



Any Questions?



Further information:

- DfE – Primary School Accountability
https://assets.publishing.service.gov.uk/government/uploads/system/uploads/attachment_data/file/1183466/Primary_school_accountability_2023_technical_guide.pdf
- Key Stage 2 attainment
<https://explore-education-statistics.service.gov.uk/find-statistics/key-stage-2-attainment/2021-22>
- Find School and College Performance
<https://www.gov.uk/school-performance-tables>

- Thank you
- Please come back next time
- Enjoy the remainder of your day.